



Bharatiya Global Infomedia Ltd.

Product Presentation

Our Aim~



Connecting Intelligence...

Document Prepared By - Product & Sales Team

Strictly Confidential

- Electronic Toll Management System
- Automatic Traffic Counter-cum-Classifier
- Traffic Survey Solution using ATCC.

- Loop Sensors
- Piezo-Electric Sensors
- Pneumatic Tube Sensors



- Detecting axles with rubber pneumatic tube is easily the most cost-effective traffic sensing method, especially for short-term surveys.
- Pneumatic tubes are cheap, accurate and reliable and operate effectively over a huge range of environmental conditions.
- Through the world all detailed vehicle class schemes are based on axles.
- Only axle detectors give precise details over the entire vehicle spectrum, from motorcycles to heavy vehicles.


- Portable Road-side Units : used for Survey applications.
- Fixed Road-side Units : used for Toll plazas.

Specifications

- One Road-side Unit
- Pneumatic Tube Sensors
- Collect Data with a Tube Spacing as Small as 4 Inches
- Records Data for Volume Class, Speed, Gap & More
Ideal for 2-lane uni-irectional.
- GPS Compatible - Be sure your studies are done at the correct location.
- USB Downloading -Download Your Data with Ease



- Analyze Time-Stamped Basic Data
- Process Per Vehicle Table Information
- Create Custom Report Layouts
- Produce a Wide Variety of Reports - in Several Formats
- Graph Data With Unparalleled Flexibility
- Time, lane, speed, classification, gap & following distance from previous vehicle, and axle spacing.

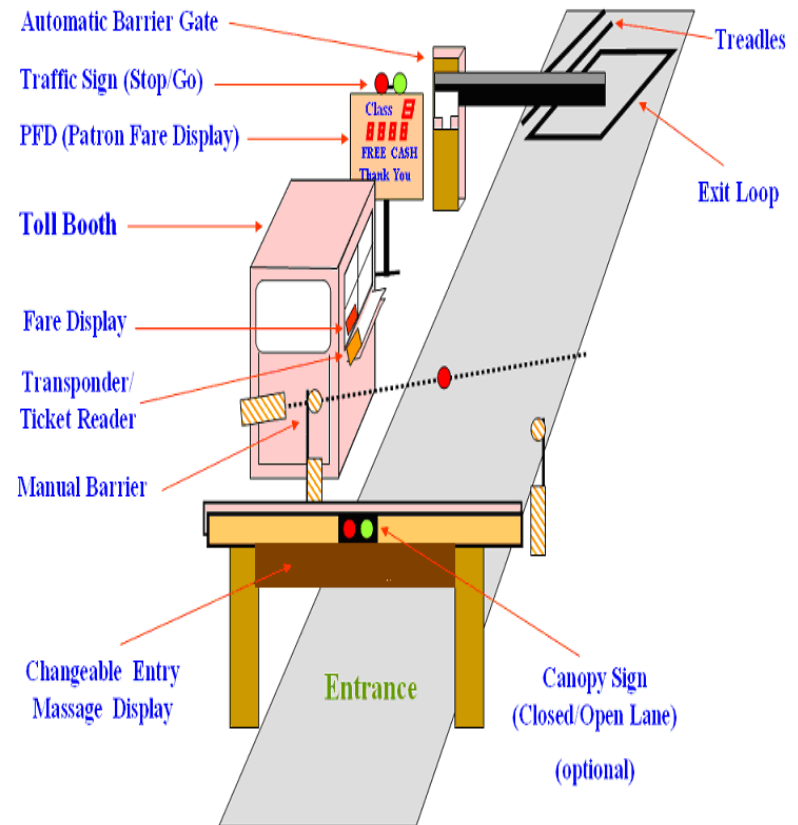


Vehicle ID	Date	Time	Lane	Axis	Spec	Class	Length (in inches)	Speed (in MPH)	Gap (in Seconds)	Follow (in inches)	Axle 12
1	000000	2:16:48 PM	1	2	2	2	115	42	45	899	118
2	000000	2:16:57 PM	1	2	2	2	95	47	0	1018	95
3	000000	2:17:04 PM	1	2	2	2	124	45	7	3244	124
4	000000	2:17:12 PM	1	2	2	2	101	20	72	3090	101
5	000000	2:17:23 PM	1	2	2	2	131	46	11	3300	131
6	000000	2:17:28 PM	2	2	2	2	182	51	3	3090	182
7	000000	2:17:30 PM	2	2	2	2	101	46	4	3230	101
8	000000	2:17:38 PM	1	2	1	1	62	28	26	3090	62
9	000000	2:17:42 PM	2	2	3	3	133	46	2	3119	133
10	000000	2:17:42 PM	2	2	3	3	133	46	2	3119	133
11	000000	2:18:28 PM	2	2	4	6	144	46	60	3090	144
12	000000	2:18:28 PM	2	2	2	2	97	46	6	3090	97
13	000000	2:18:28 PM	1	2	2	2	99	49	80	3090	99
14	000000	2:18:53 PM	2	2	2	2	137	41	17	3090	137
15	000000	2:18:54 PM	1	2	3	3	120	43	1	747	120
16	000000	2:18:56 PM	1	3	3	3	188	43	1	747	188
17	000000	2:18:58 PM	2	2	2	2	113	38	14	3810	113
18	000000	2:19:03 PM	2	2	2	2	113	38	2	1173	113
19	000000	2:19:18 PM	1	2	3	3	116	47	18	3090	116
20	000000	2:19:17 PM	2	0	0	0	0	0	0	0	0
21	000000	2:19:27 PM	2	2	2	2	115	39	37	3090	115
22	000000	2:19:36 PM	2	2	2	2	180	35	5	2747	180
23	000000	2:19:43 PM	1	2	2	2	181	53	36	3090	181
24	000000	2:20:00 PM	1	2	2	2	114	50	44	3090	114
25	000000	2:20:36 PM	1	2	2	2	112	49	60	3090	112
26	000000	2:20:43 PM	1	2	2	2	113	46	17	3090	113
27	000000	2:20:43 PM	1	2	2	2	104	46	1	645	104
28	000000	2:20:48 PM	1	2	3	3	140	49	5	4231	140
29	000000	2:20:56 PM	2	2	1	1	96	46	14	3090	96
30	000000	2:21:20 PM	1	2	2	2	104	56	32	3090	104
31	000000	2:22:11 PM	2	2	2	2	114	41	60	3090	114
32	000000	2:22:12 PM	2	2	3	3	120	42	12	3090	120

- Traffic should be traveling at a constant speed.
- Avoid steep inclines, traffic signals, intersections or bends.
- Avoid where vehicle stops over the sensors.
- Roadside units should be secured properly on the side tree or pillars.
- Laying, Installation, fixing of traffic sensors should be done carefully.

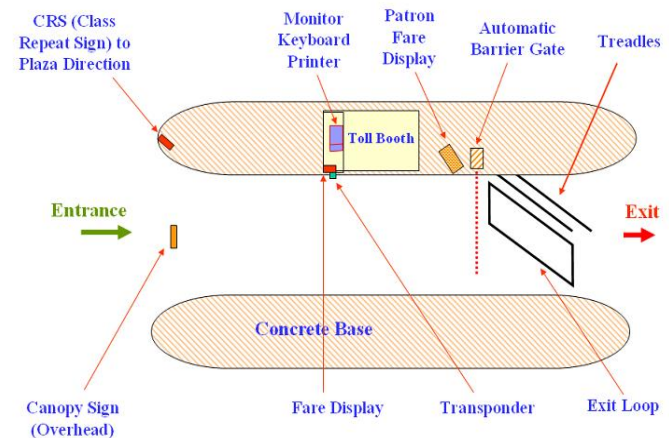
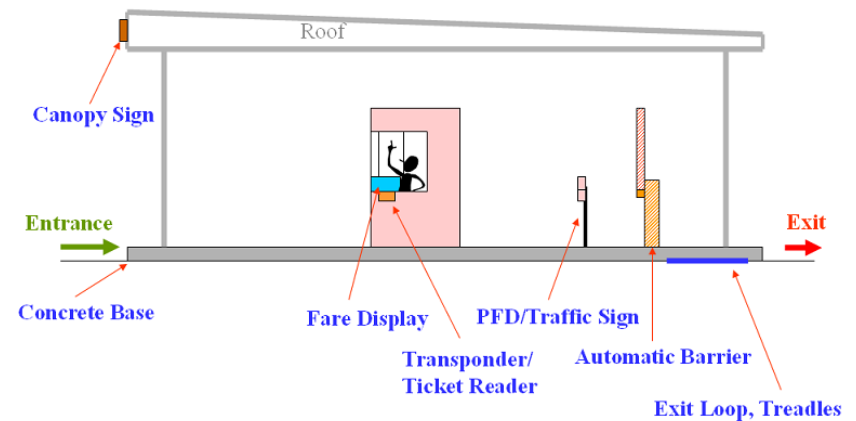
Electronic Toll Management System

- **Operator Equipments –** Touch/Non Touch LCD Monitor, ID Card Reader, Receipt Printer, Operator Console, Cash Drawer etc.
- **Vehicle Class Detector -** Magnetic Loop, Treadles
- **Lane Controller-** CPU and interfacing, data Network
- **Display-** Canopy Sign, Fare Display, Traffic Signal etc.
- **Barrier-** Manual or/and Automatic Barrier
- **Ticket Reader-** RF Transponder, card Reader etc

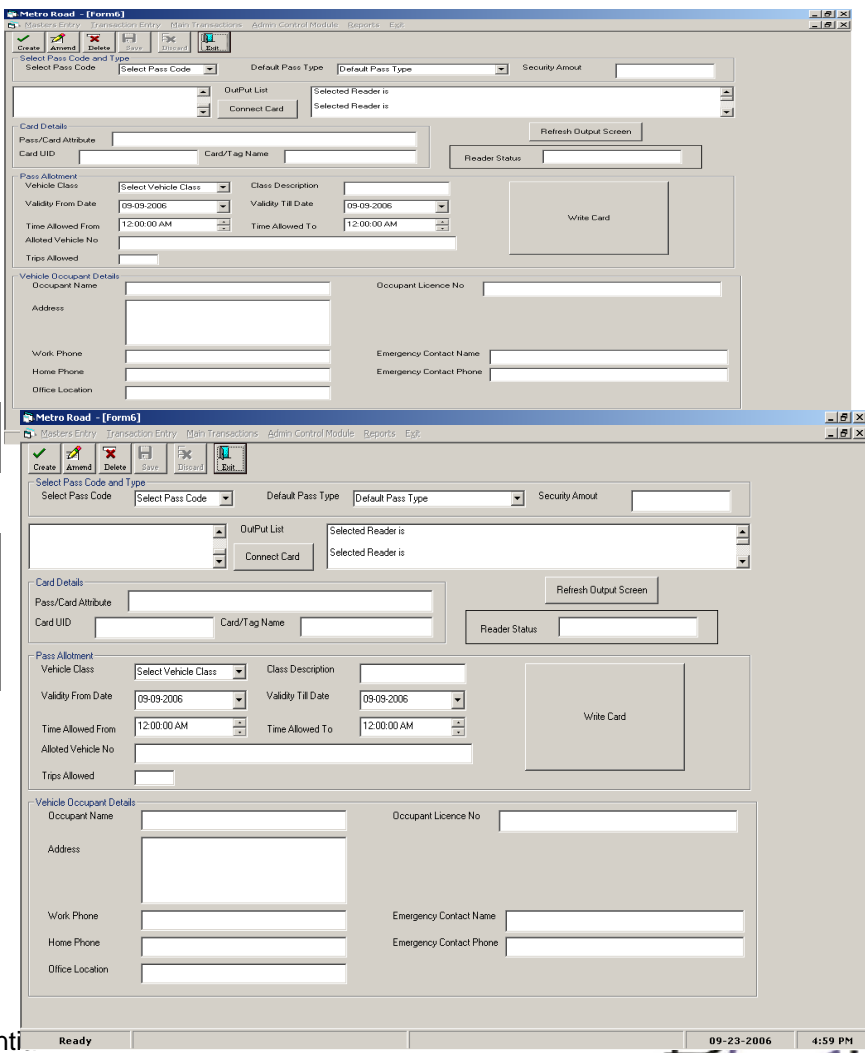
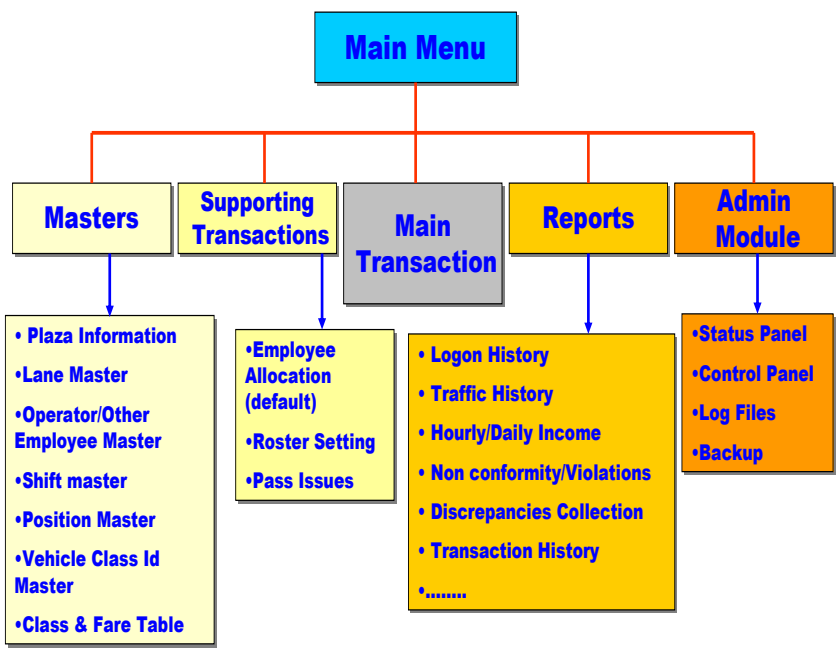


Toll Management System: Process Flow

- To control the lane hardware, automating the process of opening/closing the barriers, detecting vehicles along the lane, etc.
- To capture the digital image of the vehicle with every transaction.
- To allow for issue of RFID Smart card including storing of Vehicle details in Card
- Collection of money, enabling the Toll cashier to receive and handle money.
- Release messages for the incoming visitors like lane open, close status and number of Toll available
- To provide online feedback to the plaza level in order to continuously report the status of the various lane devices, and the current operational status, including shift information.



MENUS OF PROGRAM



Strictly Confidential

- **BGIL have a broad range of products which enables us to provide solutions for a diverse customer base. In addition, we stand behind the quality of our products, leading to customer loyalty and repeat business.**
- **We have a staff of dedicated professionals with more combined knowledge and experience than any other in our industry.**
- **We will continue to be a leading presence in the traffic engineering industry .**
- **We will continue to make your interaction with us as quick and efficient as possible .**
- **We will continue to provide service and support that is second to none.**
- **We will continue to develop new and exciting products to make your job easier**



Strictly Confidential



PALAS
ISO 9001:2000 Certified



E.A.D. SUBSCRIPTION SERVICES



MOTOROLA



MetroCount
Traffic Data Specialists

Strictly Confidential



EVALUESERVE
Expert Knowledge Services



MINISTRY OF DEFENCE

TULIP[®]
making it possible



Strictly Confidential

Thanks You



Strictly Confidential